



VERSA-LOK® SQ. FT. BLOCK

PALLET OVERVIEW




24 units / pallet
24 sq. ft. / pallet
2 layers / pallet
2,256 lbs. / pallet



SQ. FT. CORNER
36 units / pallet
2 layers / pallet
1,730 lbs. / pallet

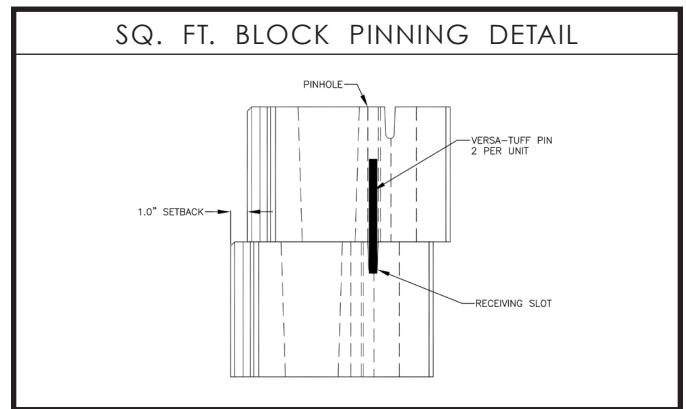
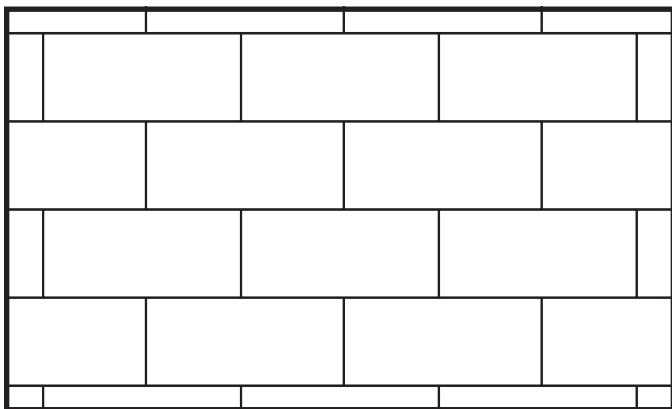
SPECIFICATIONS



18" x 12" x 8"
94 lbs. / unit
1 unit / sq. ft.
4.5' minimum radius

SQ. FT. CORNER
12" x 6" x 8"
48 lbs. / unit

LAYING PATTERNS



NOTES



DRYCAST
WARRANTY



WALLS &
COLUMNS

COLOR SWATCHES AVAILABLE AT LAMPUS.COM • ALL WEIGHTS ARE APPROXIMATE.

APPLICATIONS