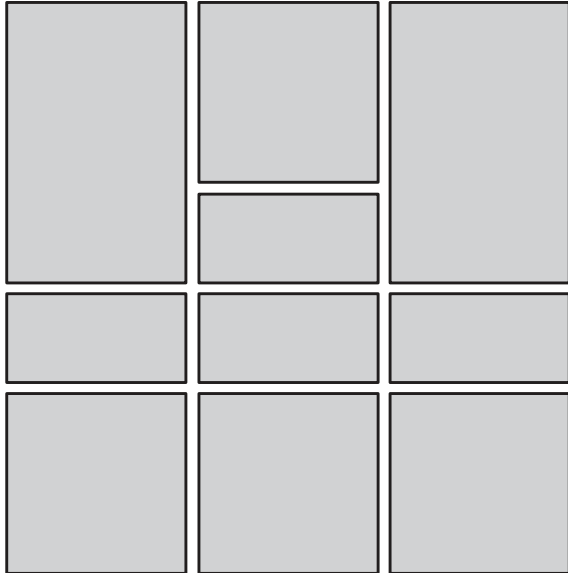


# GRANDVIEW™


## PALLET OVERVIEW




110 units / pallet  
99 sq. ft. / pallet  
2,732 lbs. / pallet  
11 layers / pallet

\*Permeable Infiltration Rate 120" / hour

## SPECIFICATIONS



18" x 12" x 2 3/8"  
22 units / pallet  
2 units / layer  
41.4 lbs. / unit



12" x 12" x 2 3/8"  
44 units / pallet  
4 units / layer  
27.6 lbs. / unit



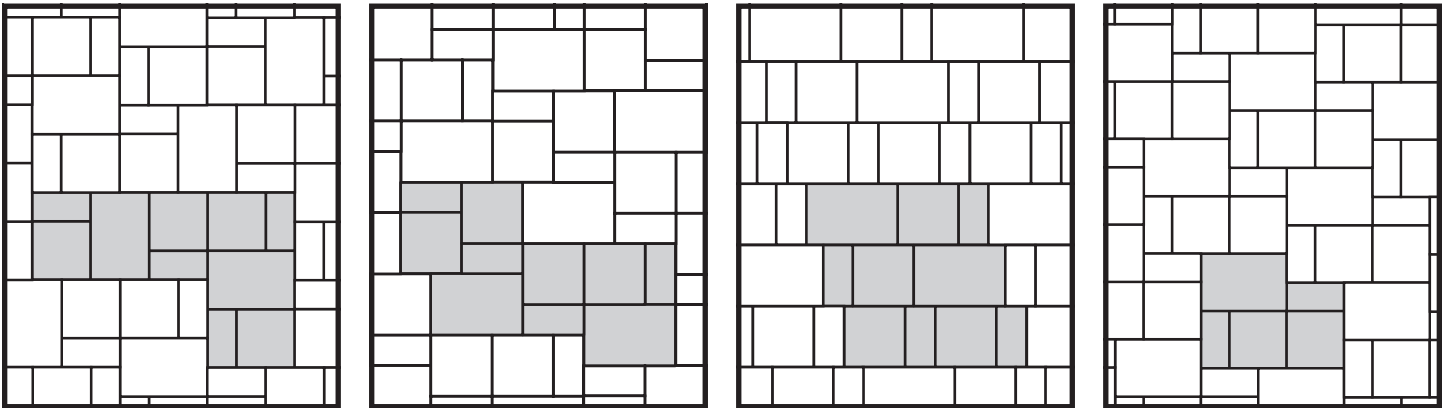
6" x 12" x 2 3/8"  
44 units / pallet  
4 units / layer  
13.8 lbs. / unit

### GRANDVIEW™ IS ALSO AVAILABLE IN 80MM (3 1/8")

80 units / pallet - 72 sq. ft. / pallet  
2,568 lbs. / pallet - 8 layers / pallet

18" x 12" x 3 1/8" - 16 units / pallet - 54.1 lbs. / unit  
12" x 12" x 3 1/8" - 32 units / pallet - 36.4 lbs. / unit  
6" x 12" x 3 1/8" - 32 units / pallet - 16.8 lbs. / unit

## LAYING PATTERNS



## NOTES



PROGUARD  
FINISH



PERMEABLE



NO PLATE  
COMPACTION



DRYCAST  
WARRANTY



PATIOS



WALKWAYS  
& STAIRWAYS



POOLSIDES



DRIVEWAYS



OUTDOOR  
LIVING

## APPLICATIONS

COLOR SWATCHES AVAILABLE AT LAMPUS.COM • ALL WEIGHTS ARE APPROXIMATE.